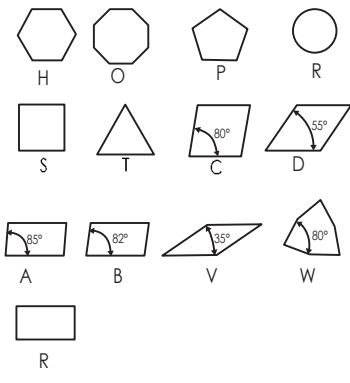
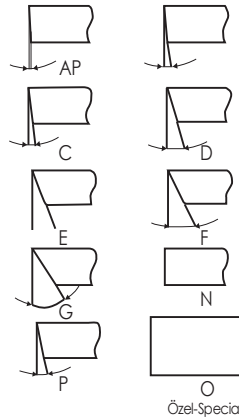

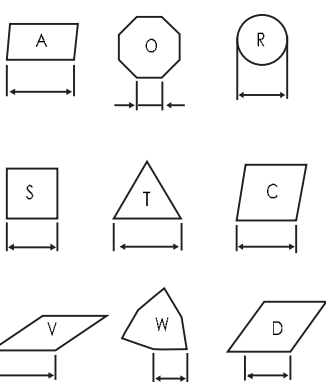
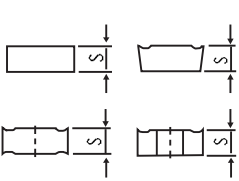
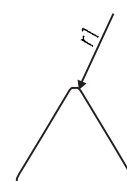









1	2	3			4
Kesici Uç Tipi Cutting Style Plattenform	Uç Açısı Clearance Angle Fräswinkel	Uç Toleransları Tolerance Toleranz			Kesici Uç Delik Tipi Type of Insert Plattentyp
		Sembol	m (+)	s (+)	d (+)
		A	0,005	0,025	0,025
		F	0,005	0,025	0,013
		C	0,013	0,025	0,025
		H	0,013	0,025	0,013
		E	0,025	0,025	0,025
		G	0,025	0,130	0,05-0,013
		J	0,005	0,025	0,05-0,013
		K	0,013	0,025	0,05-0,013
		L	0,025	0,025	0,05-0,013
		M	0,08-0,18	0,130	0,05-0,013
N	0,08-0,18	0,025	0,05-0,013		
U	0,05-0,38	0,130	0,08-0,025		
					

5	6	7	8			
Kesme Kenar Uzunluğu Length of Cutting Edge Schneidenlänge	Uç Kalınlığı Height of Cutting Edge Schneidkantenhöhe	Uç Radüsü Chamfer of Corner Radius Planfase oder Eckenradius	Kesme Kenarı Şekli Insert Forms WSP-FORM			
			 Keskin  Yuvarlatılmış			
			 Açılı  Açılı			
			Sembol	S	Sembol	m (+)
			01	1,59	00	0
			T1	1,98	02	0,2
			02	2,38	04	0,4
			T2	2,58	08	0,8
			03	3,18	12	1,2
			T3	3,97	16	1,6
			04	4,76	24	2,4
			05	5,56	32	3,2
06	6,35					
07	7,94					
09	9,52					
			9			
			İlerleme Yönü Bearbeitung Spichtung Hand of Tool			
			 Sol Yön  Nötr  Sağ Yön			